spotify
— a comprehensive analysis

Abhinay SINGH • Badr-Eddine AISSANI • Farid MA'RUF • Nabeel GIBRAN • Zakariya
(Authors)

Alexis POKROVSKY
(Supervisor)

Christelle PEZON • Jean-Michel RAICOVITCH
(Consultants)

le cnam
iim

Spotify: A Comprehensive Analysis

Authors:
Abhinay SINGH
Badr-Eddine AISSANI
Farid MA'RUF
Nabeel GIBRAN
Zakariya

Supervisor:
Alexis POKROVSKY

Consultants:
Christelle PEZON
Jean-Michel RAICOVITCH

Prepared and submitted in partial fulfillment of the requirements for the Integrative Group Project (IGP) course, Master's in Management (MiM) Program, International Institute of Management

CNAM, Paris – 2025

List of Contents

(Cover Page) ..... **i**
List of Contents ..... **iii**
List of Tables ..... **iv**
List of Figures ..... **iv**
List of Appendices ..... **iv**
Executive Summary **1**
1. How a Crisis Gave Birth to Spotify **2**
2. From Pirate Fighter to Industry Disruptor **2**
3. Streaming Without Borders **2**
4. The Battle for Your Ears: Who's Competing and Why It Matters **3**
5. Where Does the Value Lie? **3**
5.1. Stars: Premium Subscriptions 3
5.2. Cash Cows: Ad-Supported Tier 3
5.3. Question Marks: Podcasts 3
5.4. Dogs: Legacy Features 3
6. The Engine Room: How Spotify Delivers Value **4**
6.1. Value Chain & Operations Overview 4
6.2. Spotify Business Model Canvas 4
6.3. Service Tiers That Define the Experience 4
7. Who Runs the Show? Inside Spotify's Governance **5**
7.1. Leadership Model 5
7.2. Board Composition and Oversight 5
7.3. Strategic Governance Initiatives 5
8. Behind the Algorithm: People at Spotify **5**
9. Selling Sound: How Spotify Markets the Intangible **6**
9.1. Dual-Service Funnel Strategy 6
9.2. Performance Marketing and Social Media Campaigns 6
9.3. Content-Driven Promotion and Personalization 6
9.4. Advertising Innovation and Monetization 7
9.5. Global and Demographic Strategy 7
9.6. Marketplace for Creators 7
10. What the Numbers Really Say: Spotify by the Financials **7**
10.1. Financial Statement 7
10.2. Balance Sheet 8
11. Where Is Spotify Headed? **8**
11.1. Chasing €100 Billion: Can Spotify Pull It Off? 8
11.2. Unlocking New Monetization Avenues 9
12. What Could Stop Spotify—And What Might Save It? **9**
12.1. What Could Stop Spotify? 9
12.2. What Might Save It? 10
13. Final Thoughts: Our Take on Spotify's Strategic Outlook **10**
Bibliography **11**

List of Tables

Table 1 - Spotify's Strategic Evolution 2
Table 2 - Spotify's Growth Trajectory Marked by its Strategic Geographic Expansions 2
Table 3 - Spotify's Growth Trajectory Marked by its Strategic Geographic Expansions 3
Table 4 - Spotify's Value Chain and Operational Overview 4
Table 5 - Spotify's Service Tiers (2024) 5
Table 6 - Spotify's average number of employees by department per fiscal year 6
Table 7 - Spotify's average number of employees by geographic location 6
Table 8 - Spotify's Growth Levers and Emerging Strategies 9

List of Figures

Figure 1 - Quadrans of the BCG Matrix Analysis 3
Figure 2 - Spotify's Business Model Canvas 4

List of Appendices

Appendix 1 - Spotify's Financial Statements (annually from 2016 until 2024 + Q1 of 2025) 15
Appendix 2 - Chart of Spotify's Revenue and Cost of Revenue (2016-2024) 16
Appendix 3 - Chart of Spotify's Profit Metrics (2016-2024) 16
Appendix 4 - Chart of Spotify's Margin Percentages (2016-2024) 17
Appendix 5 - Chart of Spotify's User Base (2016-2024) 17
Appendix 6 - Chart of Spotify's Premium ARPU (2016-2024) 18
Appendix 7 - Chart of Spotify's Balance Sheet Trends (2017-2025Q1) 18
Appendix 8 - Chart of Spotify's Key Financial Ratios 19
Appendix 9 - Chart of Spotify's Average Number of Employees by Department (2016-2024) 20
Appendix 10 - Chart of Spotify's Average Number of Employees by Geographic Location (2016-2024) 21

Executive Summary

This report presents a comprehensive strategic, financial, and organizational analysis of Spotify, the world's leading audio streaming platform. Since its founding in 2006 and launch in 2008, Spotify has not only redefined how people access music but has also become a catalyst for reshaping the global audio industry. From challenging digital piracy through a disruptive freemium model to evolving into a global platform for music, podcasts, and audiobooks, Spotify's journey reflects a company built on innovation, agility, and cultural resonance.

Spotify operates on a two-sided platform model: a free, ad-supported tier and a paid Premium subscription service. This funnel approach allows for wide-scale user acquisition while nurturing revenue conversion. With over 675 million monthly active users (as of Q1 2025) and a 31.7% share of the global streaming market, Spotify's growth has been fueled by algorithmic personalization, localized content, and an expanding creator economy.

Through analytical tools like Porter's Five Forces, the Business Model Canvas, and a strategic BCG Matrix, this paper explores the internal and external dynamics that drive Spotify's operations. The company's strategic evolution, user tiering system, and governance structure are also examined to understand how Spotify balances global expansion with product innovation and platform ethics.

Financially, Spotify's topline has grown from €2.95 billion in 2016 to €15.67 billion in 2024. While historically loss-making, the platform turned an operating profit in 2024, reflecting better cost discipline and monetization strategies. These shifts underscore a pivot from hypergrowth to financial sustainability, reinforced by margin expansion and smarter resource allocation.

Yet Spotify's success is not without friction. It must contend with rising content costs, ongoing regulatory scrutiny, and fierce competition from vertically integrated tech giants. Moreover, platform fatigue, user churn, and artist compensation concerns remain unresolved pressures. Despite these risks, Spotify's strategic bets—in platform diversification, AI-driven personalization, and global-first scaling—offer compelling long-term upside.

Ultimately, Spotify's ambition to reach $100 billion in annual revenue by 2032 is both audacious and indicative of its belief in audio's expanding frontier. This report concludes that with its technological edge, cultural footprint, and scalable infrastructure, Spotify is uniquely positioned to evolve into the defining multimedia platform of the digital audio era.

1. How a Crisis Gave Birth to Spotify

Before Spotify's launch in 2008, the music industry was in crisis. CD sales dominated the 1990s, but the rise of piracy through platforms like Napster and LimeWire caused global music revenues to fall sharply—from $23 billion in 2000 to $14 billion in 2010 [1]. Despite the growth of legal digital downloads (e.g., iTunes), ownership-based models failed to offset losses caused by illegal file-sharing [2] [3]. Early streaming services like Pandora struggled with limited access and poor user experience, leaving the industry fragmented and vulnerable. This disruption set the stage for a more accessible, user-friendly solution. [4]

Founded in 2006[1] by Swedish entrepreneurs Daniel Ek and Martin Lorentzon, Spotify emerged as a revolutionary force in digital music when it launched in 2008, offering both ad-supported streaming and premium subscriptions. Spotify secured licensing deals with major labels, enabling broad access to music at a time when piracy was still widespread. [5] [6]

2. From Pirate Fighter to Industry Disruptor

Spotify has evolved from a P2P-based desktop music player aimed at combating piracy into a global multimedia streaming leader. Its initial mission focused on converting music pirates into legitimate users through a freemium model, backed by licensing deals with skeptical record labels. By 2011, Spotify expanded into the U.S. and refined its mission to empower both artists and fans, using innovations like Discover Weekly—powered by its acquisition of The Echo Nest—to set itself apart from competitors like Apple and Amazon [7]. Embracing mobile platforms, global expansion, and AI-driven personalization, Spotify has continued to adapt to market shifts. Since 2019, it has invested heavily in podcasts and audiobooks, transforming into a broad audio platform. This evolution aligns with its current mission "to unlock the potential of human creativity." [8]

Era	Focus	Mission/Vision	Key Strategies	Change Drivers
2006-2010	Replace piracy	*"Legal, convenient music access"*	Freemium model, label deals, Europe-first	Piracy crisis, label skepticism
2011-2017	Global dominance	*"Unlock creativity for artists/fans"*	AI playlists, mobile growth, U.S. expansion	Competition, smartphone boom
2018-2024	Audio ecosystem	*"#1 audio network (music, podcasts, audiobooks)"*	Podcast acquisitions, AI tools, cost cuts	Investor pressure, podcast wars

Table 1 - Spotify's Strategic Evolution [8] [9]

3. Streaming Without Borders

Spotify's growth has been fueled by its geographic expansion. By strategically entering potential markets, Spotify adapted to local tastes through pricing, partnerships, and localized content. The table below captures key milestones in its march toward dominating 184 markets. [5] [11]

Year	Key Expansion	Significance
2011	United States	Competed with iTunes, became a global player.
2012	Germany	Major European market entry.
2013	Poland, Portugal, Italy	Strengthened EU presence.
2014	Canada	English-speaking market expansion.
2015	Brazil, Mexico	First major Latin American entries.
2016	Indonesia	First Southeast Asian market.
2017	Thailand, Japan	Japan = world's 2nd-largest music market.
2018	South Africa, Israel, Vietnam, MENA	Reached 78 markets, target emerging economies.
2019	India	Custom pricing & mobile-only free tier.
2020	Russia + 12 Eastern Eropean countries	Reached 92 markets despite global pandemic.
2021	South Korea	Challenged local giants like Melon.
2023	Estonia, Latvia, Lithuania, etc.	Final push to 184 markets (near-global coverage).

Table 2 - Spotify's Growth Trajectory Marked by its Strategic Geographic Expansions [5] [11]

[1] Spotify was founded in 2006. Daniel Ek and Martin Lorentzon officially registered Spotify AB in Stockholm, Sweden in April 2006. The company spent two years negotiating licenses and refining its platform before its public launch. The public beta version of the platform launched in October 2008 (limited to Europe). This delay highlights the industry's initial resistance to streaming models.

4. The Battle for Your Ears: Who's Competing and Why It Matters

Spotify holds a dominant 31.7% share of the global market, solidifying its position as the industry leader. This presence reflects the cumulative impact of its early mover advantage, sustained innovation, user-centric features, and strategic investments in diverse audio content. The following table presents a snapshot of the current competitive landscape in the global industry. [15]

Platform	Subscriber (Million)	Market Share (%)	Market Geography
Spotify	236	31.7	Global
Tencent Music	102.7	14.4	China Only
Apple Music	89.8	12.6	Global
Amazon Music	78.9	11.1	Global
YouTube Music	69.1	9.7	Global
NetEase	43.7	6.1	China Only
Yandex	24.5	3.4	Russia Only
Deezer	9.3	1.3	Global
Other Platforms	69.3	9.7	

Table 3 - Spotify's Growth Trajectory Marked by its Strategic Geographic Expansions [15]

Based on Porter's 5 Forces Analysis [13], Spotify faces very highly competitive rivalry, with strong pressure from major players like Apple Music, Amazon Music, and YouTube Music, all of whom leverage bundled services to deepen customer loyalty. The threat of new entrants remains low due to high licensing costs, regulatory barriers, and Spotify's strong brand and user base. Supplier power is high, as a few major music labels dominate content ownership and exert significant influence over licensing terms. Buyers have moderate power: while switching costs are low, Spotify's personalization and exclusive content strengthen user retention. The threat of substitutes is moderate to high, with users having abundant alternative entertainment options like radio, YouTube, and live events. To sustain its leadership, Spotify must continue innovating, expanding its content ecosystem, and maintaining strategic partnerships.

5. Where Does the Value Lie?

As Spotify's content ecosystem continues to expand beyond music into podcasts, audiobooks, and video, not all offerings contribute equally to its growth and profitability. Some drive user engagement and revenue, while others remain experimental or underperforming. The BCG Matrix offers a useful lens by categorizing its core services into Stars, Cash Cows, Question Marks, and Dogs, exploring how Spotify allocates its focus and where the true value lies within its streaming empire. [14]

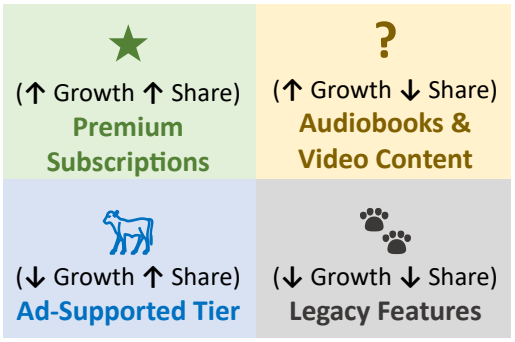

Figure 1 - Quadrans of the BCG Matrix Analysis

5.1. Stars: Premium Subscriptions

Premium subscriptions remain Spotify's dominant revenue engine. With over 268 million paying users and consistent ARPU improvement, this segment drives top-line growth. Continued investment in user experience, content bundling, and pricing flexibility supports future scaling.

5.2. Cash Cows: Ad-Supported Tier

This tier remains critical for user acquisition and contributes steady ad revenue. While growth has stabilized, innovations in programmatic advertising and better targeting via Spotify Audience Network ensure healthy cash flow.

5.3. Question Marks: Podcasts

Audiobooks and video (e.g., video podcasts, music videos) are Spotify's most promising but uncertain ventures. These markets offer strong potential, but their profitability and competitive positioning are not yet proven. Strategic bundling and exclusivity deals may turn these into future stars.

5.4. Dogs: Legacy Features

Certain legacy elements (e.g., older UI components or non-interactive playlist formats) no longer contribute significantly to engagement or revenue. Spotify is phasing these out in favor of high-impact features such as AI DJ and real-time lyric integration.

6. The Engine Room: How Spotify Delivers Value

Spotify is more than a music streaming service—it is a digital content ecosystem with an advanced platform business model. As a multi-sided platform that serves both consumers and creators, Spotify relies on powerful recommendation algorithms, high-frequency user interaction, and scalable cloud infrastructure. Understanding what makes Spotify operationally successful requires examining both its value chain and business model, which together showcase how it creates, delivers, and captures value across its two-sided platform.

6.1. Value Chain & Operations Overview

Primary Activities	Description
Content acquisition & licensing	Deals with record labels, indie artists, podcasters to secure content rights.
Technology & product development	Infrastructure for streaming, personalization algorithms, user-facing features.
Marketing & user engagement	Digital campaigns, social media, brand partnerships to grow and retain users.
Customer support & platform upkeep	Self-service tools, bots, app updates, and frictionless service infrastructure.
Support Activities	**Description**
Human capital	Skilled teams in engineering, product design, UX, and content strategy.
Technology infrastructure	Cloud services, machine learning systems, data pipelines for recommendations.

Table 4 - Spotify's Value Chain and Operational Overview [15]

6.2. Spotify Business Model Canvas

<table>
<tr><td rowspan="2">Key Partners:
Record labels, podcast creators, advertisers, cloud providers, telecom firms.</td><td>Key Activities:
Licensing, platform R&D, marketing, recommendation engine innovation.</td><td rowspan="2">Value Propositions:
Free and premium listening, creator tools, personalized experiences, targeted advertising.</td><td>Customer Relationships:
Personalized features, user engagement campaigns (e.g., Spotify Wrapped), minimal customer friction.</td><td rowspan="2">Customer Segments:
Free listeners, Premium subscribers (individuals, families, students), creators, and advertisers.</td></tr>
<tr><td>Key Resources:
User data, content rights, engineering talent, brand, proprietary algorithms.</td><td>Channels:
Apps (iOS/Android), smart devices, web player, telco bundles, social sharing tools.</td></tr>
<tr><td colspan="3">Cost Structure:
Royalties, R&D, marketing, content development, tech operations.</td><td colspan="2">Revenue Streams:
Subscriptions, advertising, growing income from audiobooks, video, creator monetization tools.</td></tr>
</table>

Figure 2 - Spotify's Business Model Canvas [16]

6.3. Service Tiers That Define the Experience

Spotify offers users on-demand access to music, podcasts, and audiobooks, enhanced by personalized recommendations and curated playlists. The freemium model allows users to start for free with ads and upgrade to Premium for an ad-free experience. Spotify offers users on-demand access to music, podcasts, and audiobooks, enhanced by personalized recommendations and curated playlists. Spotify serves its customers (users/listeners) by balancing accessibility, personalization, and premium features to maintain user engagement and, eventually, growth and Average Revenue Per User (ARPU. [17]

Service	Free	Premium
Full music catalog access	Almost [2]	Yes
Playlists	Yes	Yes
Play music tracks on demand	Partial [3]	Yes
Full podcast catalog access	Yes [4]	Yes [5]
Full audiobook catalog access	No	15 hours/month [5]
Song skips in shuffle mode	6/hour	Unlimited
Ad-free listening	No	Yes
Sound quality (kbit/s)	160	320
Offline mode	No	Yes
Monthly fee	$0	$10.99 [5]

Table 5 - Spotify's Service Tiers (2024) [17]

7. Who Runs the Show? Inside Spotify's Governance

Spotify's governance structure reflects the company's dual identity as both a creative platform and a tech-driven enterprise. The leadership team blends business, technology, and media expertise, led by co-founder and CEO Daniel Ek, while the board of directors and executive team help shape policy, innovation, and long-term accountability. [8]

7.1. Leadership Model

Spotify follows a founder-led model, with Daniel Ek holding significant influence over both product and strategy. This central leadership structure allows for agile decision-making, particularly in areas like R&D investment, content acquisition, and platform direction. Ek's presence ensures continuity of vision, while his team is composed of experienced executives overseeing engineering, content, marketing, and financial functions. [15] [16]

7.2. Board Composition and Oversight

Spotify's board of directors includes a diverse mix of backgrounds—from venture capital and tech entrepreneurship to media and consumer markets. Their role is to oversee corporate governance, audit and risk management, and strategic accountability. The board is known to support long-term investments even at the cost of short-term profits, aligning with Spotify's scale-first growth model.

7.3. Strategic Governance Initiatives

Spotify has created committees and advisory boards to navigate ethical and strategic risks, particularly around data privacy, content moderation, and algorithmic transparency. These structures reflect a growing awareness of the company's influence and responsibilities in shaping digital culture.

8. Behind the Algorithm: People at Spotify

Spotify's approach to people management is deeply aligned with its mission to unlock the potential of human creativity. With nearly 7,700 full-time employees in 2024, Spotify demonstrates a strong commitment to employee growth, wellbeing, and organizational culture. According to Spotify's Q4 2024 report, its people strategy focuses on four core areas: talent development, compensation and benefits, health and wellness, as well as Equity, Diversity, and Impact (EDI). The following tables provide a year-by-year overview of Spotify's average full-time employee count from 2016 to 2024, categorized by department and geographic location. [20]

[2] Certain newly launched songs and albums were temporarily unavailable to users on Spotify's free tier for the first few weeks.

[3] On mobile devices like iOS and Android, free-tier users could choose artists, playlists, or albums but couldn't play individual songs on demand, whereas desktop users had full playback control.

[4] Does not include podcasts or audiobooks that must be purchased separately.

[5] Refers to the standard, non-discounted cost of Spotify's base premium subscription in the U.S.

	2016	2017	2018	2019	2020	2021	2022	2023	2024
Content Production and Customer Service	163	206	236	371	580	705	785	663	502
Sales and Marketing	664	865	1,016	1,192	1,436	1,654	2,043	2,403	2,177
Research and Development	959	1,463	1,846	2,094	2,624	3,175	4,169	4,719	3,944
General and Administrative	298	426	553	748	944	1,083	1,362	1,338	1,068

Table 6 - Spotify's average number of employees by department per fiscal year

	2016	2017	2018	2019	2020	2021	2022	2023	2024
United States	812	1,348	1,708	2,121	2,746	3,435	4,332	4,574	3,690
Sweden	849	1,087	1,280	1,437	1,688	1,845	1,853	1,706	1,397
United Kingdom	191	217	273	353	463	576	881	1,048	874
Other Countries	232	308	390	494	687	761	1,294	1,795	1,730

Table 7 - Spotify's average number of employees by geographic location

Talent Development plays a central role in Spotify's employee value proposition. The company invests in personalized learning through workshops, coaching, and an internal talent marketplace that promotes internal mobility. These programs are designed not only to support individual growth but also to shape an adaptable and innovative organizational culture—key traits in the fast-moving digital entertainment industry. Spotify's semi-annual development talks reinforce a culture of continuous feedback and growth, consistent with talent management best practices. [21] [22]

In addition to competitive salaries, Spotify offers flexible benefits, an inclusive parental leave policy, and its "Work from Anywhere" program, which reflects a shift towards hybrid and remote work models seen across the tech industry post-2020 [23]. This flexibility has been linked in multiple studies to higher employee satisfaction, improved productivity, and broader talent acquisition across geographic boundaries.

Spotify also shows a strong emphasis on health, safety, and wellness, particularly mental health. Through its global "Heart & Soul" initiative, Spotify promotes awareness, access to mental health services, and open conversations. This aligns with broader workplace trends in which mental health has become a key dimension of employee engagement and retention, especially among younger workforce segments. [24]

Finally, Spotify's equity, diversity, and inclusion (EDI) strategy is proactive and comprehensive. The company implements pay equity analysis, inclusive hiring frameworks, and supports employee-led Belonging Groups. These initiatives not only reflect social responsibility but are also recognized drivers of innovation and performance. Research shows that diverse teams outperform homogenous ones in problem-solving and creativity, which is essential in Spotify's operations. [20] [25]

In summary, Spotify's people management model is structured, inclusive, and forward-looking. It integrates internal initiatives with global trends in remote work, mental health, and diversity, helping position the company as both a technology leader and a desirable employer in the global market.

9. Selling Sound: How Spotify Markets the Intangible

9.1. Dual-Service Funnel Strategy

Spotify operates a two-sided platform—Ad-Supported Service and Premium Service—which function synergistically. The Ad-Supported tier serves as an acquisition funnel to drive new Premium subscriptions. The report states that "new Premium Subscribers are primarily sourced from the conversion of our Ad-Supported Users," achieved through targeted marketing efforts and free or discounted trial campaigns.

9.2. Performance Marketing and Social Media Campaigns

Spotify engages users via performance marketing across major social media platforms, product links, and targeted campaigns to highlight Premium features. These are tailored to encourage conversion from free users to paying subscribers.

9.3. Content-Driven Promotion and Personalization

Spotify promotes content by leveraging its relationships with creators and rights holders, investing in branding, PR, and live events to align with cultural trends and consumer interests. Through curated

playlists, exclusive releases, and algorithmic recommendations, Spotify fosters discovery and personalized engagement, encouraging user loyalty and content exploration.

Positioning itself as more than just a streaming service, Spotify acts as a cultural platform—blending music, lifestyle, and personalization to drive daily user interaction and emotional connection with the brand.

A standout example is its global partnership with FC Barcelona, launched in 2022, which includes front-of-jersey branding and renaming the stadium to Spotify Camp Nou. This move expands Spotify's cultural reach into global sports, reinforcing its identity as a content-driven brand that resonates across audiences and industries.

9.4. Advertising Innovation and Monetization

Spotify's advertising strategy revolves around creating engaging, personalized ad experiences within music and podcasts. The company uses Cost-Per-thousand Impressions (CPM) pricing models, self-serve platforms for advertisers, and Spotify Audience Network (SPAN) to enable dynamic ad insertion across podcasts, including third-party content. It also emphasizes investment in analytics and measurement tools to improve ad targeting and demonstrate effectiveness to advertisers

9.5. Global and Demographic Strategy

Spotify adapts subscription pricing by region to align with local purchasing power and offers plans like Family, Duo, Student, and Basic tiers. The Ad-Supported service captures a key demographic—18 to 34-year-olds, which is highly attractive to advertisers.

9.6. Marketplace for Creators

Spotify is building a creator-focused marketplace that provides tools, insights, and monetization opportunities. This supports not only content promotion but also creator engagement—an indirect yet powerful part of their broader marketing strategy.

10. What the Numbers Really Say: Spotify by the Financials

10.1. Financial Statement

Spotify's financial trajectory from 2016 to the first quarter of 2025 reveals a story of aggressive growth, strategic investment, and a recent pivot toward sustained profitability. Over this period, the company experienced impressive revenue expansion, growing from €2.95 billion in 2016 to €15.67 billion in 2024 [***Appendix 2***], with a strong compound annual growth rate (CAGR) of approximately 23.2%.. This growth was primarily driven by its premium subscription model, which consistently accounted for more than 85% of total revenue [***Appendix 1***]. Although its ad-supported segment grew as well, its contribution remained modest, suggesting Spotify's core strategy continues to prioritize paid subscribers over advertising-based monetization.

One of the most notable trends is the significant improvement in Spotify's cost efficiency and gross margin. The cost-to-revenue ratio fell from 86% to 68% over the period, while gross margins increased from 13.6% in 2016 to over 31% by Q1 2025 [***Appendix 1***]. This suggests that Spotify has been successful in optimizing licensing agreements, leveraging scale, and improving platform efficiency. Despite these gains, the company operated at a net loss for most of the analyzed period, largely due to high operating costs, especially in research and development (R&D) and sales and marketing. These investments reflect Spotify's push to innovate in areas like podcasting, AI-driven recommendations, and product development.

User metrics also reflect a strategic focus on scale. Monthly active users (MAUs) rose from 124 million in 2016 to 675 million in 2024, and premium subscribers more than quintupled over the same period [***Appendix 5***]. While Q1 2025 MAU and Premium Subscriber growth appears modest compared to year-end 2024, this is consistent with Spotify's seasonal growth patterns in prior years. It is too early to determine whether this reflects market saturation or simply the timing of user acquisition within the calendar year. Historically, Spotify's user growth tends to accelerate in later quarters, and Q1 often represents only 88–92% of the final year-end total [20]. However, as Spotify's global reach expands and key markets mature, the company may increasingly need to focus not just on user acquisition but also on deepening engagement and enhancing monetization strategies within its existing base.

Spotify's average revenue per user (ARPU) for premium subscriptions declined steadily from 2016 to 2021 [***Appendix 6***], likely due to geographic expansion into lower-income markets and aggressive pricing strategies. However, ARPU began to recover from 2022 onward, implying either successful price increases or improved monetization techniques, which is an encouraging sign for long-term revenue stability.

Perhaps the most significant development is the sharp turnaround in profitability beginning in 2024. After years of losses, Spotify reported over €1.1 billion in net income that year [***Appendix 3***], with positive operating margins and continued profitability into Q1 2025. This indicates that the company may have reached a maturity stage where the business model—after years of strategic investment—is now yielding sustainable returns.

From a strategic perspective, Spotify's financial history underscores the viability of the "growth before profit" model common in the tech industry. It also highlights the importance of scale in reaching profitability in content-heavy, platform-based businesses. However, the data also raises questions about future growth opportunities, given the flattening user metrics and the need to maintain ARPU while navigating a competitive and evolving digital audio landscape.

10.2. Balance Sheet

From 2017 to Q1 2025, Spotify's balance sheet reveals a compelling story of rapid growth, strategic financial management, and evolving business maturity. Over this eight-year period, total assets more than quadrupled, rising from €3.1 billion in 2017 to €12.7 billion in early 2025 [***Appendix 7***]. This expansion is primarily driven by a combination of increased non-current investments—such as content acquisition, technology infrastructure, or strategic partnerships—and a sharp rise in current assets, particularly from 2022 onward. The surge in current assets, which reached €8.9 billion in Q1 2025, suggests robust liquidity, possibly due to increased revenue retention, higher subscription cash flows, or a buildup of reserves for future initiatives.

A significant shift is observed in Spotify's capital structure and equity position. Total equity grew dramatically from a modest €238 million in 2017 to €6.2 billion by Q1 2025 [***Appendix 7***]. The steep rise in equity between 2023 and 2025—more than doubling—points to a phase of strengthened financial stability and investor confidence. By 2025, Spotify's equity covers nearly 50% of its total assets, a stark contrast to the mere 7.7% in 2017, signifying a major improvement in solvency and reduced financial risk.

Spotify's liabilities, while increasing in absolute terms over the years, show a more nuanced pattern. Total liabilities peaked at €6.5 billion in 2024 before slightly declining to €6.4 billion in Q1 2025. Most notably, non-current liabilities dropped sharply from €2.0 billion to just €475 million between 2024 and Q1 2025 [***Appendix 7***], suggesting significant long-term debt repayment or restructuring. This deleveraging effort aligns with the company's bolstered equity base and may reflect a strategic shift toward sustainability and lower risk exposure.

The company's liquidity position also improved markedly. The current ratio—a key indicator of short-term financial health—rose steadily, reaching particularly strong levels after 2022. This improvement suggests that Spotify not only has adequate resources to meet its short-term obligations but is also in a favorable position to invest in future growth or weather market uncertainties.

Finally, the trend in Spotify's financial ratios—declining debt-to-equity, increasing equity ratio, and improving current ratio—illustrates a business transitioning from an aggressive growth phase reliant on external funding to a more balanced, self-sustaining financial model. Together, these metrics underscore a broader narrative of Spotify evolving from a disruptive tech company into a financially robust digital media platform, poised for long-term resilience and strategic expansion.

11. Where Is Spotify Headed?

11.1. Chasing €100 Billion: Can Spotify Pull It Off?

Spotify has publicly committed to reaching €100 billion in annual revenue by 2032, a goal that would require nearly sixfold growth from its 2024 figures [26]. This would require Spotify to grow at a compound annual growth rate (CAGR) of 25%+ for the next eight years. While ambitious, the company has laid important groundwork: expanding its global user base, achieving record profitability

in 2024, and diversifying into podcasts, audiobooks, and video content. Recent margin improvements suggest a strategic shift from pure growth to sustainable monetization.

Spotify has evolved from a music service into a creator and content platform. The challenge ahead lies not in gaining more users, but in monetizing them more effectively while navigating competitive, regulatory, and cost pressures. In other words, Spotify's future growth will depend on how successfully the company can increase the value of each user through deeper monetization strategies. Strategic execution—not just innovation—will determine whether Spotify reaches its €100 billion goal. These include subscription upgrades, ad revenue optimization, and new services like audiobooks and creator tools. At the same time, Spotify must navigate intensifying competition, comply with global regulations on data and content, and control rising operating costs.

11.2. Unlocking New Monetization Avenues

Spotify is expanding beyond music. The following table synthesizes current initiatives mentioned in Spotify's official reports and statements. While based on real developments, the interpretation of how these levers might evolve is analytical.

Growth Lever	Strategy
Audiobooks	Bundled into Premium, standalone sales, expanding catalog [27]
Video Podcasts	Long-form and exclusive content formats [8]
Ad Platform (SAX)	Real-time programmatic advertising exchange [27]
Fan Monetization	Tools for creators to sell merch, tickets, or receive direct support [19]
AI Personalization	AI DJ and generative tools for curation and advertising personalization [27]

Table 8 - Spotify's Growth Levers and Emerging Strategies

12. What Could Stop Spotify—And What Might Save It?

As Spotify charts an ambitious path to scale, it must reckon with both external threats and internal constraints. While many of its strengths have been explored in previous sections, this chapter focuses on the tension between the platform's vulnerabilities and the very mechanisms that could reinforce its future. Some of Spotify's greatest strengths are also its pressure points.

12.1. What Could Stop Spotify?

12.1.1. Competitive Pressure

Despite its leading position, Spotify remains surrounded by aggressive, well-resourced tech giants like Apple, Amazon, and YouTube [28]. These competitors integrate hardware, software, and media ecosystems, which grants them cross-subsidization advantages that Spotify—being a pure-play streaming service—lacks [29].

12.1.2. Escalating Content Costs

Spotify relies heavily on licensing deals with record labels and podcast producers [27]. These costs, which represent the majority of its expenses, are unlikely to decrease. Instead, intensified bargaining power from rights holders could challenge Spotify's margin scalability [30].

12.1.3. Regulatory Scrutiny

With increased global visibility comes increased legal oversight. From Europe's Digital Services Act to U.S. debates on content moderation and copyright enforcement, Spotify operates under intensifying regulatory watch [31]. Navigating these changes while preserving product fluidity is a non-trivial challenge [32].

12.1.4. Platform Churn and Saturation

With subscription fatigue and minimal user switching costs, Spotify risks losing ground if it doesn't continually innovate or secure differentiated content [33]. The threat isn't just losing users—but losing their time and attention to TikTok, YouTube, or gaming platforms [20].

12.1.5. Ad-Driven Volatility

Ad-supported revenues are sensitive to macroeconomic shifts. During economic downturns, advertisers tend to cut spending, disproportionately impacting Spotify's free-tier monetization. [34]

12.2. What Might Save It?

12.2.1. Platform Integration Beyond Music

While diversification has been discussed, what distinguishes Spotify's approach is its integrated ecosystem—from audiobooks and podcasts to fan monetization tools [27]. The synergy of these offerings could deepen user engagement and reduce churn [32].

12.2.2. AI as a Personalization Moat

Spotify's AI-driven recommendations are not just product features—they are strategic differentiators [27]. Features like AI DJ create habitual engagement patterns that are hard to replicate at scale [8].

12.2.3. Global First-Mover Advantage

In emerging markets, Spotify has managed to localize language, pricing, and partnerships faster than many of its U.S.-based rivals [8]. This gives it access to the next billion users before others enter the space [35].

12.2.4. Strategic Flexibility Through Partnerships

Spotify doesn't need to build everything in-house. Strategic partnerships with telcos, device makers, and content platforms give it a hybrid strength—lean operations combined with expansive reach [19].

12.2.5. Emotional Brand Equity

Spotify has successfully positioned itself as more than an app. With initiatives like Spotify Wrapped and its focus on artist storytelling, it has created a sense of identity and belonging among users—a soft power that translates into user retention. [19]

13. Final Thoughts: Our Take on Spotify's Strategic Outlook

Spotify's journey so far has been shaped by bold innovation, data-driven decision-making, and the relentless pursuit of global scale. What began as a response to music piracy has evolved into a platform that not only distributes content but redefines how people engage with sound. From its algorithmic playlists to its cultural campaigns like Spotify Wrapped, the platform has positioned itself at the intersection of technology, creativity, and user emotion.

Yet, Spotify's story is far from settled. Its recent transition into profitability—while impressive—is just the beginning. Sustained success will depend on more than just top-line growth; it will require mastering the complex balance between monetization and user satisfaction, between innovation and regulation, and between global reach and local relevance. Spotify's operational improvements in 2024 suggest it's on the right trajectory, but that trajectory could easily be disrupted by external shocks or internal missteps.

Regulatory oversight is intensifying, particularly in areas like data privacy, content moderation, and platform accountability. At the same time, the competitive threat from Apple, Amazon, and YouTube remains real—not just because of their scale, but because of their vertical integration and ability to subsidize music through other revenue streams. Moreover, the platform must continue addressing artist concerns and improve its positioning as a partner rather than just a distributor.

However, Spotify's strategic edge lies not only in its AI and product architecture, but also in its cultural fluency and agility. The company has repeatedly demonstrated the ability to adapt—expanding into new verticals like audiobooks, enhancing ad tech capabilities, and experimenting with tools that empower creators and communities. Its investments in emerging markets, personalization, and platform tools are not just about growth—they are about resilience and relevance.

In our view, Spotify's future will depend on its ability to scale responsibly and to lead—not follow—the next wave of digital audio experiences. If it can continue to make sound personal, meaningful, and accessible on a global scale, it won't just remain a dominant player in streaming—it will become the defining force in audio itself. The platform's evolution is far from over, but its track record, capabilities, and ambition make it a company worth watching closely.

Bibliography

[1] International Federation of the Phonographic Industry (IFPI), "Global Music Report 2021," IFPI, London, 2021.

[2] S. E. Siwek, "The True Cost of Sound Recording Piracy to the U.S. Economy," Institute for Policy Innovation (IPI), Dallas, 2007.

[3] International Federation of the Phonographic Industry (IFPI), "IFPI Digital Music Report 2011 - Music at the Touch of a Button," IFPI, London, 2011.

[4] M. Eriksson and R. Fleischer, Spotify Teardown: Inside the Black Box of Streaming Music, Cambridge: The MIT Press, 2019.

[5] L. Colón, "Spotify," Encyclopædia Britannica, Inc., 17 April 2025. [Online]. Available: https://www.britannica.com/topic/Spotify. [Accessed 17 April 2025].

[6] G. Sandoval, "Spotify Pushing Labels to Lower Costs, Open Up Free Service to Phones | Streaming Service Seeks to Edge into Profitability by Controlling Content Costs, Growing Subscriber Base," Vox Media, LLC, 19 February 2013. [Online]. Available: https://www.theverge.com/2013/2/19/4006194/spotify-negotiate-cheaper-music-licenses-create-free-mobile-trials. [Accessed 25 April 2025].

[7] The Guardian, "Spotify Beats Expectations by Reaching 83m Subscribers," Guardian News & Media Limited, 26 July 2018. [Online]. Available: https://www.theguardian.com/business/2018/jul/26/spotify-beats-expectations-by-reaching-83m-subscribers. [Accessed 17 April 2025].

[8] Spotify, "About Spotify," Spotify Technology S.A., 2025. [Online]. Available: https://newsroom.spotify.com/company-info/. [Accessed 22 April 2025].

[9] Billboard, "Read: Spotify's U.S. Launch Announcement," Eldridge Industries, 14 July 2011. [Online]. Available: https://en.wikipedia.org/wiki/Billboard_(magazine). [Accessed 22 April 2025].

[10] M. Johnston, "Spotify's U.S. Launch Delayed Again | Streaming-Music Service's CEO Says Negotiations with Major Labels are Stumbling Block," Penske Media Corporation, 8 December 2010. [Online]. Available: https://www.rollingstone.com/culture/culture-news/spotifys-u-s-launch-delayed-again-245549/. [Accessed 25 April 2025].

[11] Music Business Worldwide, "Spotify Streaming Service," Music Business Worldwide, 2025. [Online]. Available: https://www.musicbusinessworldwide.com/companies/spotify. [Accessed 17 April 2025].

[12] T. Cirisano and P. Gresham, "Reports: Spotify," MIDiA Research, London, 2025.

[13] M. E. Porter, "How Competitive Forces Shape Strategy," *Harvard Business Review (HBR),* vol. 57, no. 2, p. 137–145, 1979.

[14] B. Henderson, *The Product Portfolio,* Boston: Boston Consulting Group, 1970.

[15] M. E. Porter, Competitive Advantage, Los Angeles: The Free Press, 1985.

[16] A. Osterwalder and Y. Pigneur, Business Model Generation: A Handbook for Visionaries, Game Changers, and Challengers, Hoboken: John Wiley and Sons, 2010.

[17] G. Vroom and I. S. Boquet, "Spotify: Face the Music (Update 2024)," IESE Publishing, Barcelona, 2024.

[18] Spotify Technology S.A., "Quarterly report (Form 6-K) for the month of April, 2025," United States Securities and Exchange Commission, Washington, D.C., 2025.

[19] Spotify Technology S.A., "Equity & Impact Report 2024," Spotify Technology S.A., Stockholm, 2024.

[20] Spotify Technology S.A., "Annual report (Form 20-F) for the fiscal year ended December 31, 2024," United States Securities and Exchange Commission, Washington, D.C., 2024.

[21] D. Ulrich, Human Resource Champions, Brighton: Harvard Business Review Press, 1996.

[22] Chartered Institute of Personnel and Development (CIPD), "Learning and Development Strategy and Policy," Chartered Institute of Personnel and Development (CIPD), 1 August 2024. [Online]. Available: https://www.cipd.org/en/knowledge/factsheets/strategy-development-factsheet/. [Accessed 20 May 2025].

[23] Gallup, "Gallup, Inc.," Gallup, Inc., Washington, D.C., 2025.

[24] McKinsey Health Institute, "Addressing Employee Burnout: Are You Solving the Right Problem?," McKinsey & Company, 27 May 2022. [Online]. Available: https://www.mckinsey.com/capabilities/people-and-organizational-performance/our-insights/addressing-employee-burnout-are-you-solving-the-right-problem. [Accessed 20 May 2025].

[25] D. Rock and H. Grant, "Why Diverse Teams Are Smarter," Harvard Business Publishing, 4 November 2016. [Online]. Available: https://hbr.org/2016/11/why-diverse-teams-are-smarter. [Accessed 20 May 2025].

[26] D. Chmielewski and S. Mukherjee, "Spotify Expects to Reach $100 Billion in Revenue in 10 Years," Reuters, 9 June 2022. [Online]. Available: https://www.reuters.com/technology/spotify-looks-stoke-wall-street-enthusiasm-amid-cooling-economy-2022-06-08/. [Accessed 21 May 2025].

[27] Spotify Technology S.A., "Annual report (Form 20-F) for the fiscal year ended December 31, 2023," United States Securities and Exchange Commission, Washington, D.C., 2023.

[28] J. N. Johnson, "Spotify Stock Climbs as Its Growth Strategy Diversifies," MarketBeat, 17 April 2025. [Online]. Available: https://www.marketbeat.com/originals/spotify-stock-climbs-as-its-growth-strategy-diversifies/. [Accessed 28 May 2025].

[29] A. Hayes, "Market Share: What It Is and Formula," Investopedia, 5 May 2025. [Online]. Available: https://www.investopedia.com/terms/m/marketshare.asp. [Accessed 28 May 2025].

[30] C. Gartenberg, "Spotify's 2021 royalty report paints a rose-tinted vision of the music streaming industry," The Verge, 24 March 2022. [Online]. Available: https://www.theverge.com/2022/3/24/22994404/spotify-2021-royalty-report-music-streaming-industry-revenue-artists-loud-clear. [Accessed 28 May 2025].

[31] R. Rexhepi, "Content Moderation: How the EU and the U.S. Approach Striking a Balance between Protecting Free Speech and Protecting Public Interest," *Trento Student Law Review,* vol. 5, no. 1, pp. 69-98, 2023.

[32] Spotify, "Spotify Investors," Spotify Technology S.A., 2025. [Online]. Available: https://investors.spotify.com/. [Accessed 25 April 2025].

[33] P. Sawers, "Subsets helps subscription businesses reduce churn with 'retention experiments' and explainable AI," TechCrunch Media LLC, 27 February 2024. [Online]. Available: https://techcrunch.com/2024/02/27/subsets-uses-explainable-ai-to-help-subscription-media-companies-reduce-customer-churn/. [Accessed 28 May 2025].

[34] Spotify Technology S.A., "Annual report (Form 20-F) for the fiscal year ended December 31, 2022," United States Securities and Exchange Commission, Washington, D.C., 2022.

[35] Statista, "Music Streaming Service Subscriber Share," Statista, New York, 2023.

[36] E. Hamburger, "Spotify is still Two Labels Away from Launching in the US, Negotiations Continue," Axel Springer SE, 26 May 2011. [Online]. Available: https://www.businessinsider.com/spotify-is-two-labels-away-from-launching-in-the-us-report-2011-5. [Accessed 25 April 2025].

[37] M. D. Smith and R. Telang, *Assessing the Academic Literature Regarding the Impact of Media Piracy on Sales,* Pittsburgh, Pennsylvania, 2012.

[38] S. Dredge, Interviewee, *Spotify's Daniel Ek: 'We want artists to be able to afford to create the music they want to create'.* [Interview]. 6 December 2012.

[39] J. Zeller, "Spotify's Business Model – Competing With Network Effects," Harvard Business School | Digital Initiative, 3 October 2015. [Online]. Available: https://d3.harvard.edu/platform-digit/submission/spotifys-business-model-competing-with-network-effects/. [Accessed 17 April 2025].

[40] Spotify Technology S.A., "Annual report (Form 20-F) for the fiscal year ended December 31, 2018," United States Securities and Exchange Commission, Washington, D.C., 2018.

[41] T. Bille and S. Jensen, "Artistic Education Matters: Survival in the Artrs Occupations," *Journal of Cultural Economics,* vol. 42, pp. 23-43, 2018.

[42] Z. Henry, "Spotify Technology S.A. Porter Analysis," 22 August 2018. [Online]. Available: https://www.case48.com/porter-analysis/15464-Spotify-Technology-S-A.

[43] Spotify Technology S.A., "Annual report (Form 20-F) for the fiscal year ended December 31, 2019," United States Securities and Exchange Commission, Washington, D.C., 2019.

[44] The Jakarta Post, "Spotify Testing Subscription Plan for Two," PT. Bina Media Tenggara, 3 April 2019. [Online]. Available: https://www.thejakartapost.com/life/2019/04/02/spotify-testing-subscription-plan-for-two.html. [Accessed 26 April 2025].

[45] Spotify Technology S.A., "Annual report (Form 20-F) for the fiscal year ended December 31, 2020," United States Securities and Exchange Commission, Washington, D.C., 2020.

[46] R. Chakraborty, "Exclusive: Why Spotify India's New Campaign Will Focus On K-pop," Rolling Stone India, 16 March 2020. [Online]. Available: https://rollingstoneindia.com/exclusive-why-spotify-indias-new-campaign-will-focus-on-k-pop/. [Accessed 25 April 2025].

[47] R. Nicholson, "Spotify's Daniel Ek: killing the golden goose, one download at a time," Guardian News & Media Limited, 8 August 2020. [Online]. Available: https://www.theguardian.com/commentisfree/2020/aug/08/spotifys-daniel-ek-killing-the-golden-goose-one-download-at-a-time. [Accessed 25 April 2025].

[48] J. P. Friedlander, "Year-End 2020 RIAA Revenue Statistics," The Recording Industry Association of America® (RIAA), Washington, D.C., 2020.

[49] Spotify Technology S.A., "Annual report (Form 20-F) for the fiscal year ended December 31, 2021," United States Securities and Exchange Commission, Washington, D.C., 2021.

[50] M. Preeel, "Spotify Posts Rare Profit as Paying Users Hit 158 Million," PT. Bina Media Tenggara, 28 April 2021. [Online]. Available: https://www.thejakartapost.com/news/2021/04/28/spotify-posts-rare-profit-as-paying-users-hit-158-million.html. [Accessed 25 April 2025].

[51] S. Carlsson and J. Leijonhufvud, Spotify Untold, Kyiv: Yakaboo Publishing, 2021.

[52] International Federation of the Phonographic Industry (IFPI), "Global Music Report 2023," International Federation of the Phonographic Industry (IFPI), London, 2023.

[53] International Federation of the Phonographic Industry (IFPI), "Global Music Report 2024," International Federation of the Phonographic Industry (IFPI), London, 2024.

[54] D. Tencer, "Highlight 5 Global Trends to Watch in 2024," Penske Media Corporation, 6 March 2024. [Online]. Available: https://www.musicbusinessworldwide.com/universal-music-groups-recent-batch-of-international-deals-highlight-5-global-trends-to-watch-in-2024/. [Accessed 25 April 2025].

[55] G. Cuofano, "How Does Spotify Make Money? Spotify Freemium Business Model Analysis," FourWeekMBA, 9 June 2024. [Online]. Available: https://fourweekmba.com/spotify-business-model/. [Accessed 17 April 2025].

[56] The Jakarta Post, "Spotify Sued Over Alleged Unpaid Royalties," PT. Bina Media Tenggara, 20 May 2024. [Online]. Available: https://www.thejakartapost.com/culture/2024/05/20/spotify-sued-over-alleged-unpaid-royalties.html. [Accessed 25 April 2025].

[57] D. Pereira, "Spotify SWOT Analysis," 13 December 2024. [Online]. Available: https://businessmodelanalyst.com/spotify-swot-analysis/.

[58] Macrotrends LLC, "Spotify Technology Financial Statements 2017-2025 | SPOT," Macrotrends LLC, Seattle, 2024.

[59] T. Pinyerd, "The History Of Spotify | Founding, Transformation, & Future," QQTube, 23 September 2024. [Online]. Available: https://www.qqtube.com/blog/when-was-spotify-founded. [Accessed 17 April 2025].

[60] Grand View Research, "Music Streaming Market Size, Share & Trends Analysis Report By Service (On-demand Streaming, Live Streaming), By Platform (Apps, Browsers), By Content, By End-use, By Region, And Segment Forecasts, 2025 - 2030," Grand View Research, San Francisco, 2025.

[61] F. Duarte, "Music Streaming Services Stats (2025)," 21 February 2025. [Online]. Available: https://explodingtopics.com/blog/music-streaming-stats.

[62] Spotify, "Our Annual Music Economics Report," Spotify Technology S.A., March 2025. [Online]. Available: https://loudandclear.byspotify.com/. [Accessed 25 April 2025].

[63] The Jakarta Post, "Spotify Adds More AI-Generated Audiobooks," PT. Bina Media Tenggara, 21 February 2025. [Online]. Available: https://www.thejakartapost.com/culture/2025/02/21/spotify-adds-more-ai-generated-audiobooks.html. [Accessed 25 April 2025].

[64] ChatGPT, "Spotify in Music Industry," 2025. [Online]. Available: https://chatgpt.com/share/67e195c5-ab18-8002-9c2a-998d668fb681. [Accessed 2025].

[65] D. Pereira, "Spotify Mission and Vision Statement," The Business Model Analyst, 16 March 2025. [Online]. Available: https://businessmodelanalyst.com/spotify-mission-and-vision-statement/?srsltid=AfmBOoofPAsrCzWc3BzBcSdrP-0N4fB9G_dlTIMyVeFwNILMI7ckeR_1. [Accessed 17 April 2025].

[66] Spotify, "Spotify Reports Fourth Quarter 2024 Earnings," 4 February 2025. [Online]. Available: https://newsroom.spotify.com/2025-02-04/spotify-reports-fourth-quarter-2024-earnings/.

[67] Stock Analysis, "Spotify Revenue," Stock Analysis, Kópavogur, 2025.

[68] Revlox, "Spotify: Its Rise, History, and Evolution," Revlox, 11 January 2025. [Online]. Available: https://www.revlox.com/music/spotify-its-rise-history-and-evolution/. [Accessed 17 April 2025].

Appendix 1 - Spotify's Financial Statements (annually from 2016 until 2024 + Q1 of 2025)

INCOME STATEMENT	2016	2017	2018	2019	2020	2021	2022	2023	2024	Q1 2025
Revenue [€M]	**€ 2,952**	**€ 4,090**	**€ 5,259**	**€ 6,764**	**€ 7,880**	**€ 9,668**	**€ 11,727**	**€ 13,247**	**€ 15,673**	**€ 4,190**
Year over Year (YoY) Growth		*38.6%*	*28.6%*	*28.6%*	*16.5%*	*22.7%*	*21.3%*	*13.0%*	*18.3%*	
• Premium Revenue	*€ 2,657*	*€ 3,674*	*€ 4,717*	*€ 6,086*	*€ 7,135*	*€ 8,460*	*€ 10,251*	*11,566*	*€ 13,819*	*€ 3,771*
• Ad-supported Revenue	*€ 295*	*€ 416*	*€ 542*	*€ 678*	*€ 745*	*€ 1,208*	*€ 1,476*	*1,681*	*€ 1,854*	*€ 419*
Revenue Composition: Ad-supported	*10.0%*	*10.2%*	*10.3%*	*10.0%*	*9.5%*	*12.5%*	*12.6%*	*12.7%*	*11.8%*	*10.0%*
Cost of Revenue [€M]	**€ 2,551**	**€ 3,241**	**€ 3,906**	**€ 5,042**	**€ 5,865**	**€ 7,077**	**€ 8,801**	**€ 9,850**	**€ 10,949**	**€ 2,864**
• Premium Cost of Revenue	*€ 2,221*	*€ 2,868*	*€ 3,451*	*€ 4,443*	*€ 5,126*	*€ 5,986*	*€ 7,355*	*€ 8,231*	*€ 9,324*	*€ 2,509*
• Ad-supported Cost of Revenue	*€ 330*	*€ 373*	*€ 455*	*€ 599*	*€ 739*	*€ 1,091*	*€ 1,446*	*€ 1,619*	*€ 1,625*	*€ 355*
Cost-to-Revenue Ratio	*86%*	*79%*	*74%*	*75%*	*74%*	*73%*	*75%*	*74%*	*70%*	*68%*
Gross Profit [€M]	**€ 401**	**€ 849**	**€ 1,353**	**€ 1,722**	**€ 2,015**	**€ 2,591**	**€ 2,926**	**€ 3,397**	**€ 4,724**	**€ 1,326**
Gros Margin	*13.6%*	*20.8%*	*25.7%*	*25.5%*	*25.6%*	*26.8%*	*25.0%*	*25.6%*	*30.1%*	*31.6%*
Operating Expenses [€M]	**€ 750**	**€ 1,227**	**€ 1,396**	**€ 1,795**	**€ 2,308**	**€ 2,497**	**€ 3,585**	**€ 3,843**	**€ 3,359**	**€ 817**
• Research and Development [€M]	*€ 207*	*€ 396*	*€ 493*	*€ 615*	*€ 837*	*€ 912*	*€ 1,387*	*€ 1,725*	*€ 1,486*	*€ 379*
YoY Growth		*91.3%*	*24.5%*	*24.7%*	*36.1%*	*9.0%*	*52.1%*	*24.4%*	*-13.9%*	
• Sales and Marketing [€M]	*€ 368*	*€ 567*	*€ 620*	*€ 826*	*€ 1,029*	*€ 1,135*	*€ 1,572*	*€ 1,533*	*€ 1,392*	*€ 314*
YoY Growth		*54.1%*	*9.3%*	*33.2%*	*24.6%*	*10.3%*	*38.5%*	*-2.5%*	*-9.2%*	
• General and Administrative [€M]	*€ 175*	*€ 264*	*€ 283*	*€ 354*	*€ 442*	*€ 450*	*€ 626*	*€ 585*	*€ 481*	*€ 124*
YoY Growth		*50.9%*	*7.2%*	*25.1%*	*24.9%*	*1.8%*	*39.1%*	*-6.5%*	*-17.8%*	
Operating Income/(Loss) [€M]	**€ (349)**	**€ (378)**	**€ (43)**	**€ (73)**	**€ (293)**	**€ 94**	**€ (659)**	**€ (446)**	**€ 1,365**	**€ 509**
Operating Margin	*-11.8%*	*-9.2%*	*-0.8%*	*-1.1%*	*-3.7%*	*1.0%*	*-5.6%*	*-3.4%*	*8.7%*	*12.1%*
Finance Income [€M]	€ 152	€ 118	€ 455	€ 275	€ 94	€ 246	€ 421	€ 161	€ 328	€ 71
Finance Costs [€M]	€ (336)	€ (974)	€ (584)	€ (333)	€ (510)	€ (91)	€ (132)	€ (220)	€ (352)	€ (252)
Share in (losses)/earnings of associate	€ (2)	€ (1)	€ (1)	€ -	€ -	€ -	€ -	€ -	€ -	€ -
Finance (Cost)/Income - Net [€M]	**€ (186)**	**€ (857)**	**€ (130)**	**€ (58)**	**€ (416)**	**€ 155**	**€ 289**	**€ (59)**	**€ (24)**	**€ (181)**
Income/(Loss) Before Tax [€M]	**€ (535)**	**€ (1,235)**	**€ (173)**	**€ (131)**	**€ (709)**	**€ 249**	**€ (370)**	**€ (505)**	**€ 1,341**	**€ 328**
Income Tax (Expense)/Benefit [€M]	€ 4	€ 2	€ (95)	€ 55	€ (128)	€ 283	€ 60	€ 27	€ 203	€ 103
Net Income/(Loss) [€M]	**€ (539)**	**€ (1,237)**	**€ (78)**	**€ (186)**	**€ (581)**	**€ (34)**	**€ (430)**	**€ (532)**	**€ 1,138**	**€ 225**
Net Margin	*-18.3%*	*-30.2%*	*-1.5%*	*-2.7%*	*-7.4%*	*-0.4%*	*-3.7%*	*-4.0%*	*7.3%*	*5.4%*
Monthly Active Users (MAUs) [million]	124	160	207	271	345	406	489	602	675	678
Premium Subscribers [million]	48	71	96	124	155	180	205	236	263	268
Ad-Supported MAUs [million]	78	93	116	153	199	236	295	379	425	423
Premium Penetration Rate	*39%*	*44%*	*46%*	*46%*	*45%*	*44%*	*42%*	*39%*	*39%*	*40%*
Premium ARPU (€)	€ 6.20	€ 5.32	€ 4.81	€ 4.72	€ 4.31	€ 4.29	€ 4.52	€ 4.39	€ 4.69	€ 4.73
EPS (Earnings Per Share) - Basic	€ (3.63)	€ (8.14)	€ (0.44)	€ (1.03)	€ (3.10)	€ (0.18)	€ (2.23)	€ (2.73)	€ 5.67	€ 1.10
EPS (Earnings Per Share) - Diluted	€ (3.63)	€ (8.14)	€ (0.51)	€ (1.03)	€ (3.10)	€ (1.03)	€ (2.93)	€ (2.73)	€ 5.50	€ 1.07
Shares Outstanding - Basic	148,368,720	151,668,769	177,154,405	180,960,579	187,583,307	191,298,397	192,934,862	194,732,304	200,622,518	204,467,927
Shares Outstanding - Diluted	148,368,720	151,668,769	181,210,292	180,960,579	187,583,307	193,943,455	195,846,362	194,732,304	206,990,369	210,243,478

BALANCE SHEET	2017	2018	2019	2020	2021	2022	2023	2024	Q1 2025
Non-Current Assets [€M]	€ 1,209	€ 2,090	€ 2,891	€ 3,960	€ 2,798	€ 3,284	€ 3,086	€ 3,626	€ 3,833
Current Assets [€M]	€ 1,898	€ 2,246	€ 2,231	€ 2,366	€ 4,372	€ 4,352	€ 5,260	€ 8,379	€ 8,854
TOTAL ASSET [€M]	**€ 3,107**	**€ 4,336**	**€ 5,122**	**€ 6,326**	**€ 7,170**	**€ 7,636**	**€ 8,346**	**€ 12,005**	**€ 12,687**
Non-Current Liabilities [€M]	€ 1,009	€ 93	€ 646	€ 621	€ 1,825	€ 1,719	€ 1,733	€ 2,030	€ 475
Current Liabilities [€M]	€ 1,860	€ 2,149	€ 2,439	€ 2,900	€ 3,226	€ 3,516	€ 4,090	€ 4,450	€ 5,965
Total Liabilities [€M]	€ 2,869	€ 2,242	€ 3,085	€ 3,521	€ 5,051	€ 5,235	€ 5,823	€ 6,480	€ 6,440
Total Equity [€M]	€ 238	€ 2,094	€ 2,037	€ 2,805	€ 2,119	€ 2,401	€ 2,523	€ 5,525	€ 6,247
LIABILITIES + EQUITY [€M]	**€ 3,107**	**€ 4,336**	**€ 5,122**	**€ 6,326**	**€ 7,170**	**€ 7,636**	**€ 8,346**	**€ 12,005**	**€ 12,687**
Debt-to-Equity Ratio (D/E)	*12.05*	*1.07*	*1.51*	*1.26*	*2.38*	*2.18*	*2.31*	*1.17*	*1.03*
Equity Ratio	*0.08*	*0.48*	*0.40*	*0.44*	*0.30*	*0.31*	*0.30*	*0.46*	*0.49*
Current Ratio	*1.02*	*1.05*	*0.91*	*0.82*	*1.36*	*1.24*	*1.29*	*1.88*	*1.48*

Appendix 2 - Chart of Spotify's Revenue and Cost of Revenue (2016-2024)

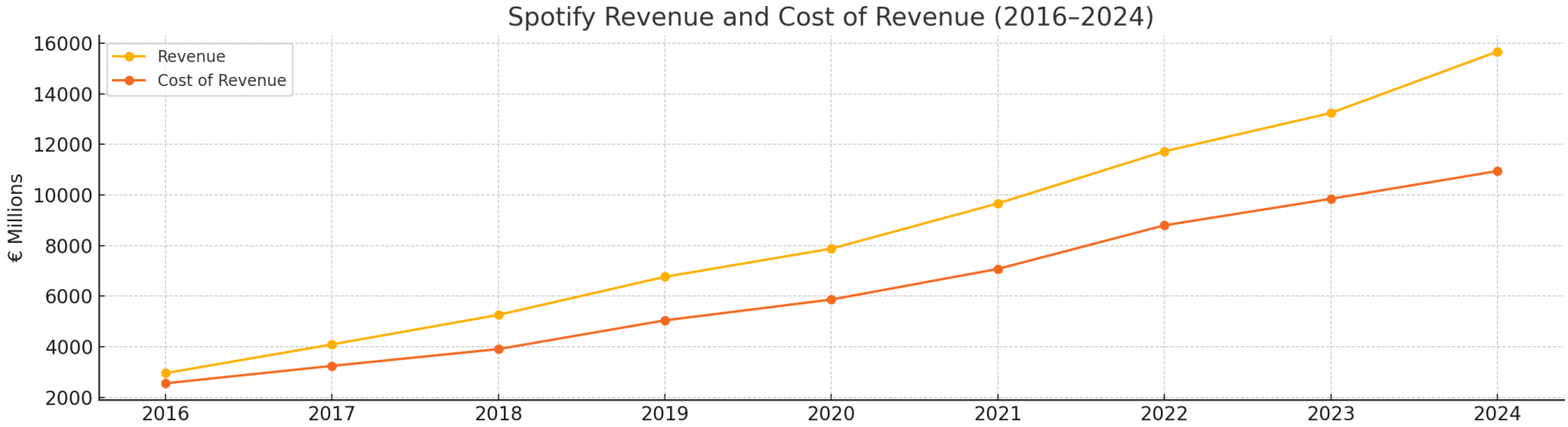

Appendix 3 - Chart of Spotify's Profit Metrics (2016-2024)

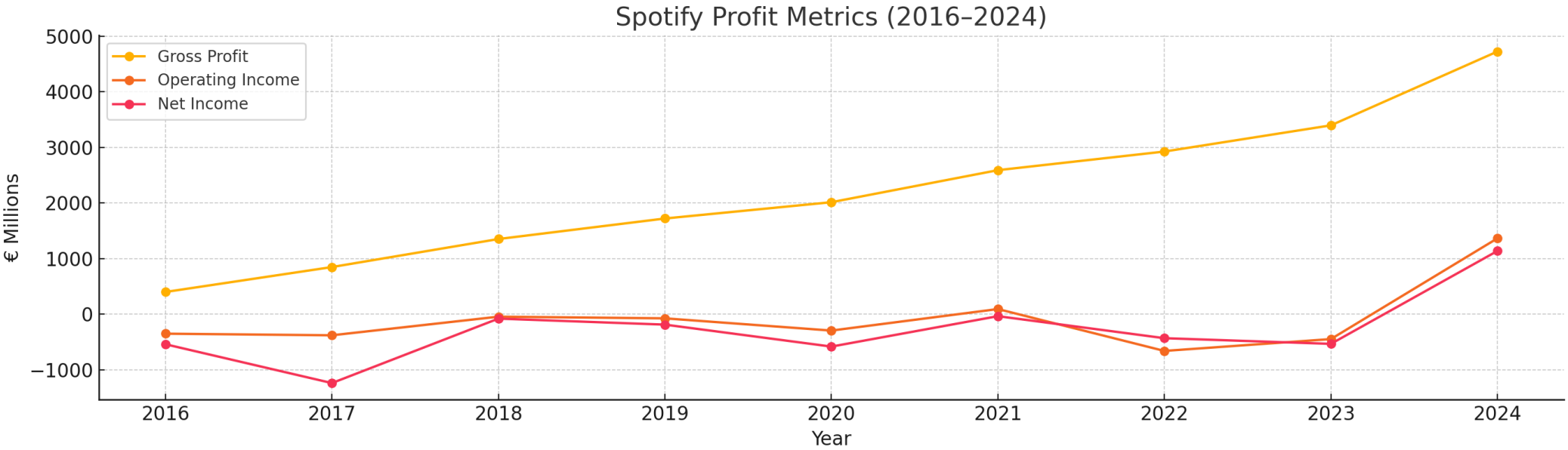

Appendix 4 - Chart of Spotify's Margin Percentages (2016-2024)

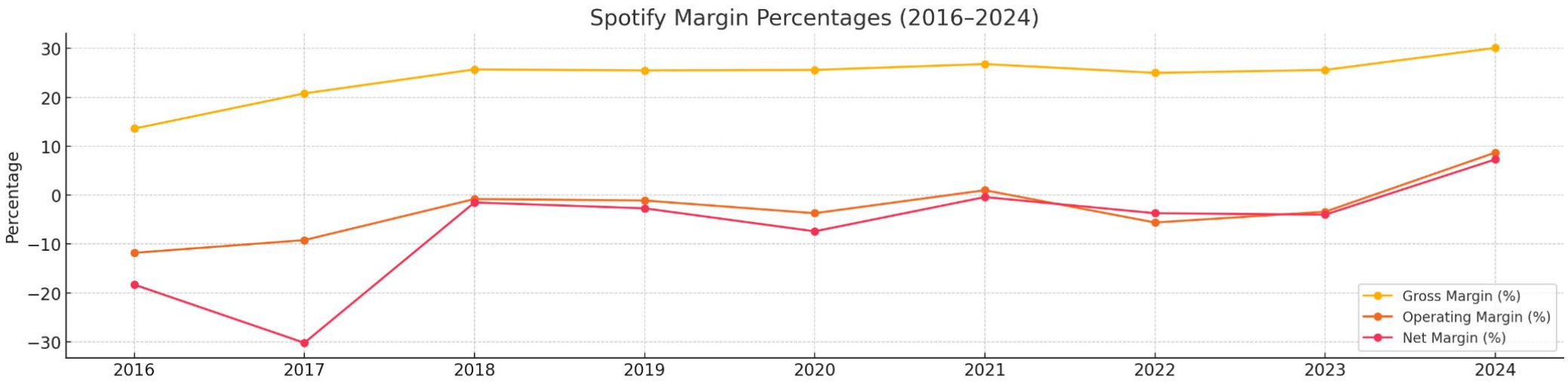

Appendix 5 - Chart of Spotify's User Base (2016-2024)

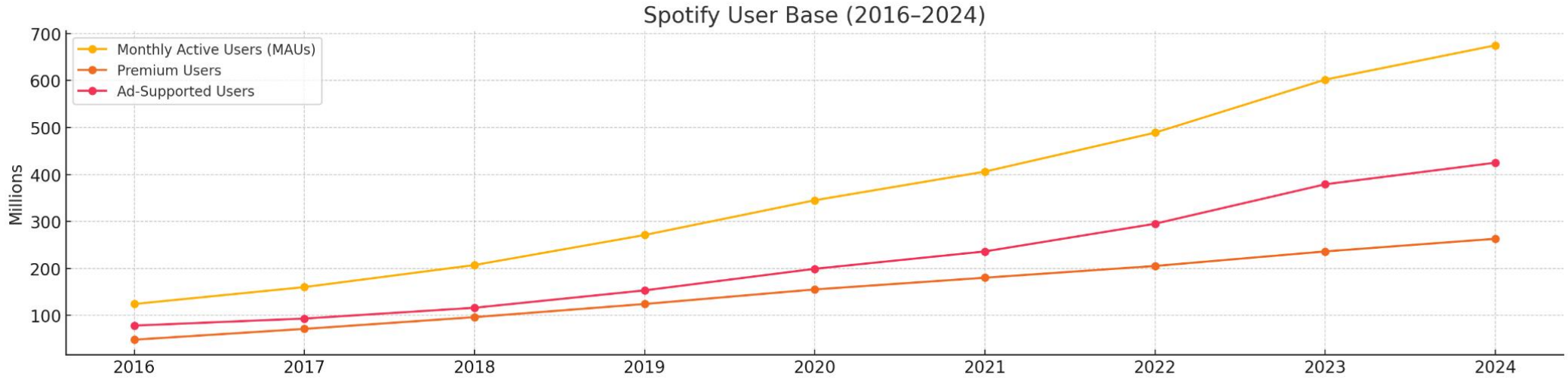

Appendix 6 - Chart of Spotify's Premium ARPU (2016-2024)

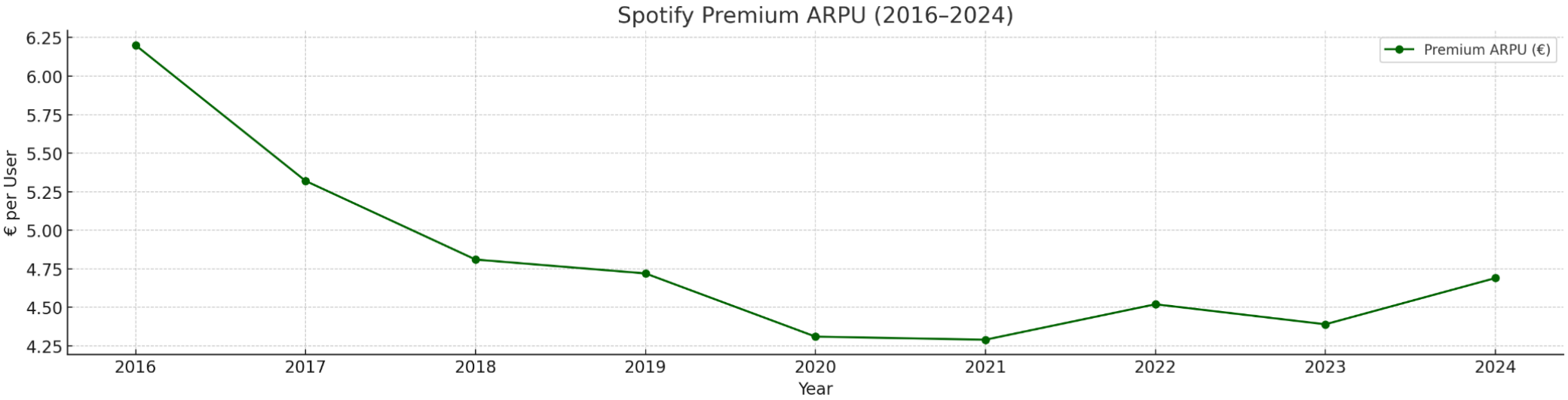

Appendix 7 - Chart of Spotify's Balance Sheet Trends (2017-2025Q1)

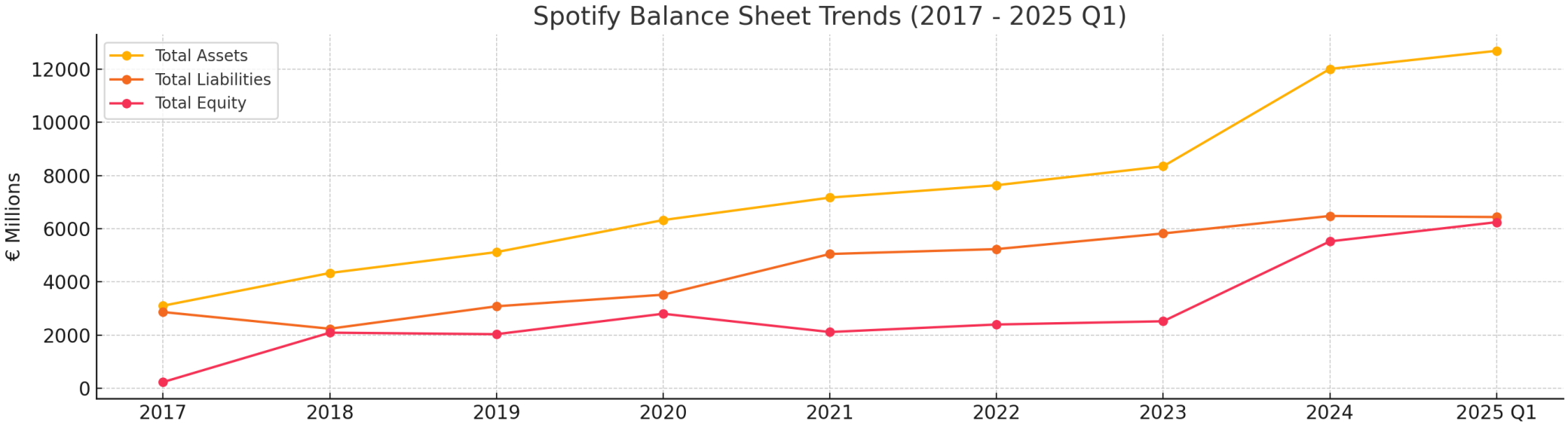

Appendix 8 - Chart of Spotify's Key Financial Ratios

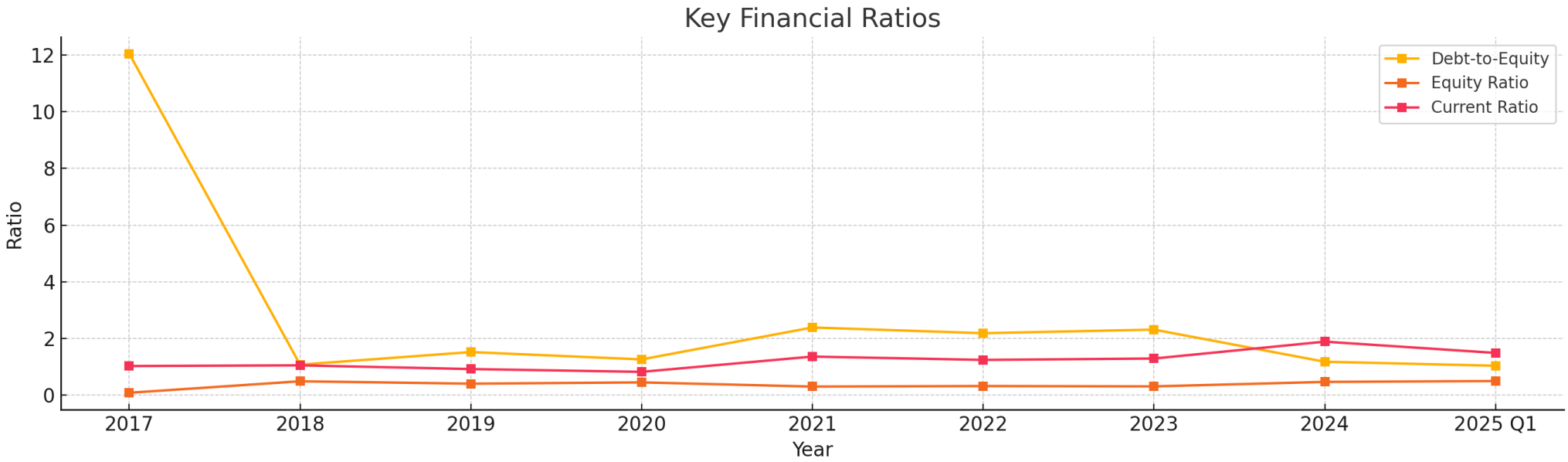

Appendix 9 - Chart of Spotify's Average Number of Employees by Department (2016-2024)

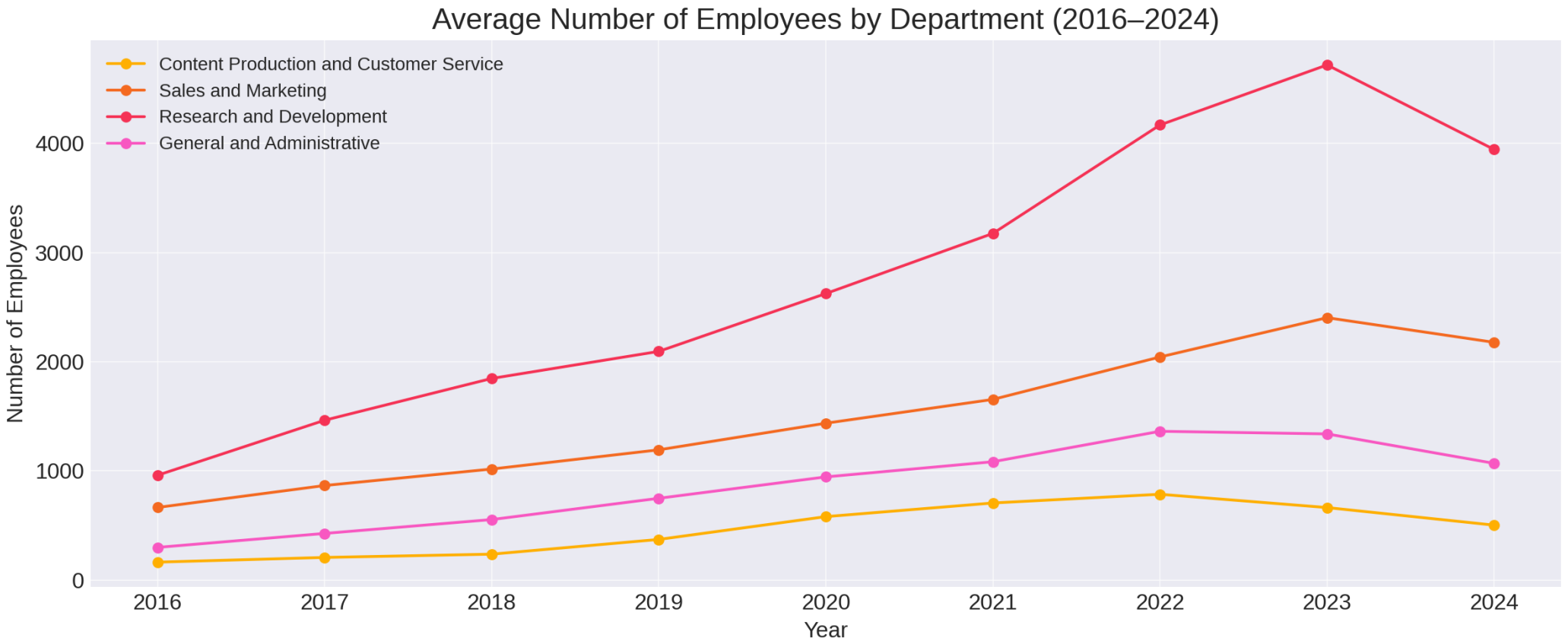
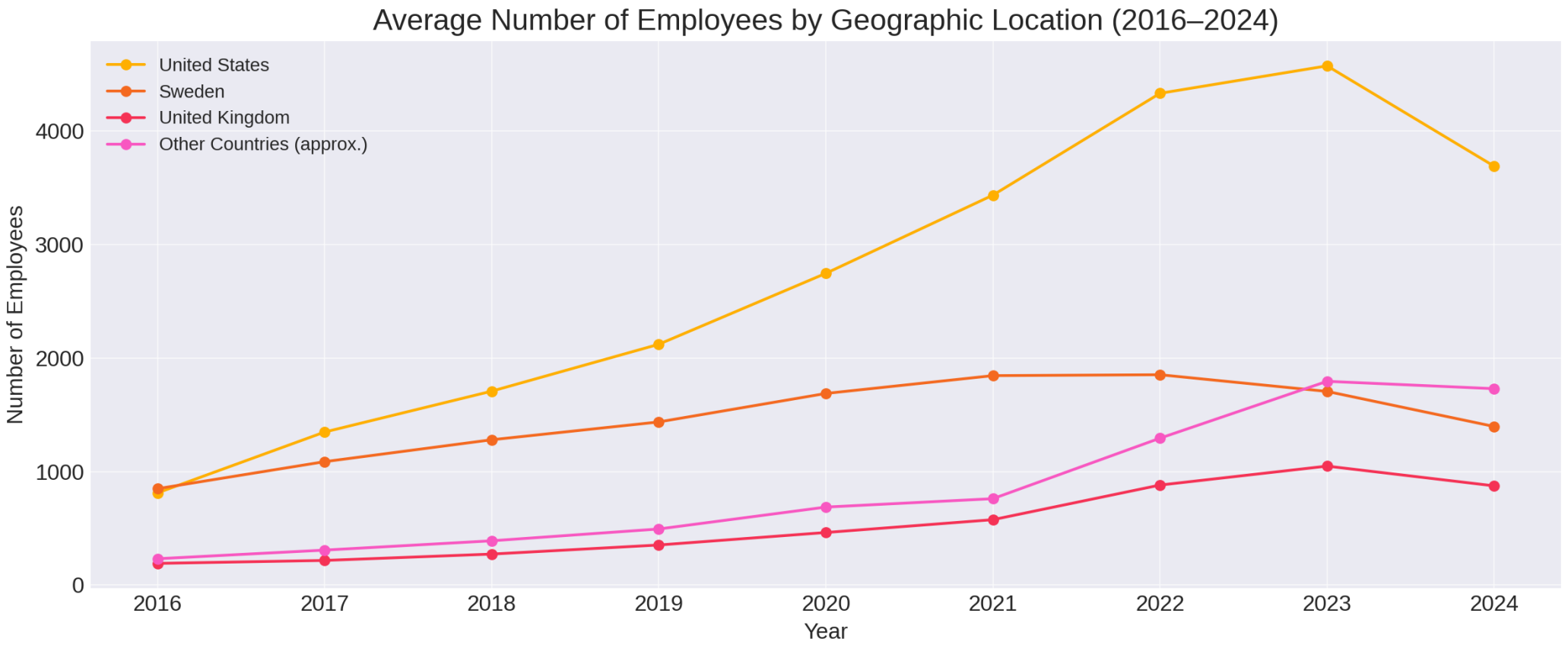
Appendix 10 - Chart of Spotify's Average Number of Employees by Geographic Location (2016-2024)